

Friedrich H. Balck

Dowsing as an important tool for physical experiments Part 1. Measurements by sensitive persons without the use of technical equipment

What cannot be measured, cannot exist.
(State of the science 2016)

This widely-held view loses sight of the fact that the fundamentals in the fields of the electricity and magnetism were developed without the use of any measuring instruments. In the period between 1600 and 1800, observations done by the human senses led to most of the new insight.

- **Otto v. Guericke** (1602-1686)
Friction machine 1672
- **C. F. de Cisternaury Dufay** (1698-1739)
describes two types of static electricity, glass electricity and resin electricity
- **Pieter van Musschenbroek** (1692-1761)
Professor in Leyden, Leyden jar
- **Luigi Galvani** (1737-1798)
professor of anatomy, electrical voltage excites nerves of frogs' legs
- **André-Marie Ampère** (1775-1836)
Force between electrical conductors
- **Charles Auguste de Coulomb** (1736-1806)
Force measurement in electric charges
- **Hans Christian Oersted** (1777-1851)
electric current deflects the magnetic needle
- **Michael Faraday** (1791-1867)
electro-magnetic induction, magneto-optical effect, fundamental laws of electrolysis

The great possibilities which have been developed to date from electric and magnetic phenomena could never have been imagined. The path to electrical energy from the socket which led to electric light, telephone, radio and television, computer technology, wireless Internet, laser technology and satellite navigation was still long.



Fig. 01: Charged sulfur ball, Otto v. Guericke, 1672, bird feather (a) is repelled.
/ Teichmann 1996 /



Fig. 02: Static electricity with catskin and plastic rod (resin) Charging negative (resin electricity)



Fig. 03: Static electricity with leather cloth and glass rod, Charging positive (glass electricity)




Fig. 04: Electrical Kiss, 1750, left: Electrostatic generator, a woman stands on an isolated stool. / Teichmann 1998/)



Fig. 05: A person stands on a floor against an electrically-insulated podium. Subsequently, it is charged with high voltage. The hair stands on end. Observation: the higher the charging voltage, the greater the effect.

At first, floating feathers and light particles could be attracted or repelled with electrically charged objects by the static electricity (Fig. 01, 02 and 03). Electrical discharges also caused light or strong tingling sensations on the skin (Kissing charged person, Fig. 04) and upstanding hair (Fig. 05). Some of the experiments were for entertainment. They were often tricks carried out during salon demonstrations.




Fig. 06: Musschenbroek (left) while attempting to conduct electricity into a water-filled bottle. On the right is an electrostatic generator. After charging, he touched the metal pin inserted into the bottle with his right hand while he held the bottle from below with his left. / Teichmann 1996 /

P. Musschenbroek personally experienced the danger of high electric voltage when he tried to electrify a water-filled bottle i.e. he tried to fill “charges”) (Fig. 06). When he held the outside of the bottle with one hand and touched the bottle neck using a metal pin with the other, a portion of the charge stored in the bottle was discharged through his arms. Musschenbroek had (not realizing it) built a high voltage capacitor, a “Leyden jar“, which could save a multiple of the charge of a single spark from the electric machine.*

In France as well as in Germany experiments were made to try how many persons might feel the shock of the same phial. The Abbé Nollet, whose name is famous in electricity, gave it to one hundred and eighty of the guards, in the King’s presence ; and at the grand convent of the Carthusians in Paris, the whole community formed a line of nine hundred toises, by means of iron wires between every two persons (which far exceeded the line of one hundred and eighty of the guards) and the whole company upon the discharge of the phial, gave a sudden spring, at the same instant of time, and all felt the shock equally ++

**Mr. Muschenbroeck, who tried the experiment with a very thin glass bowl, says, in a letter to Mr. Reaumur, which he wrote soon after the experiment, that he felt himself struck in his arms, shoulder and breast, so that he lost his breath, and was two days before he recovered from the effects of the blow and the terror. He adds, that he would not take a second shock for the king dom of France +*

++ Phil. Trans. abridged, Vol. x. p. 335

Priestley, J. The History and Present State of Electricity London 1775, vol 1 pp 106 and 125

+ Histoire, de l’électricité, p. 30.

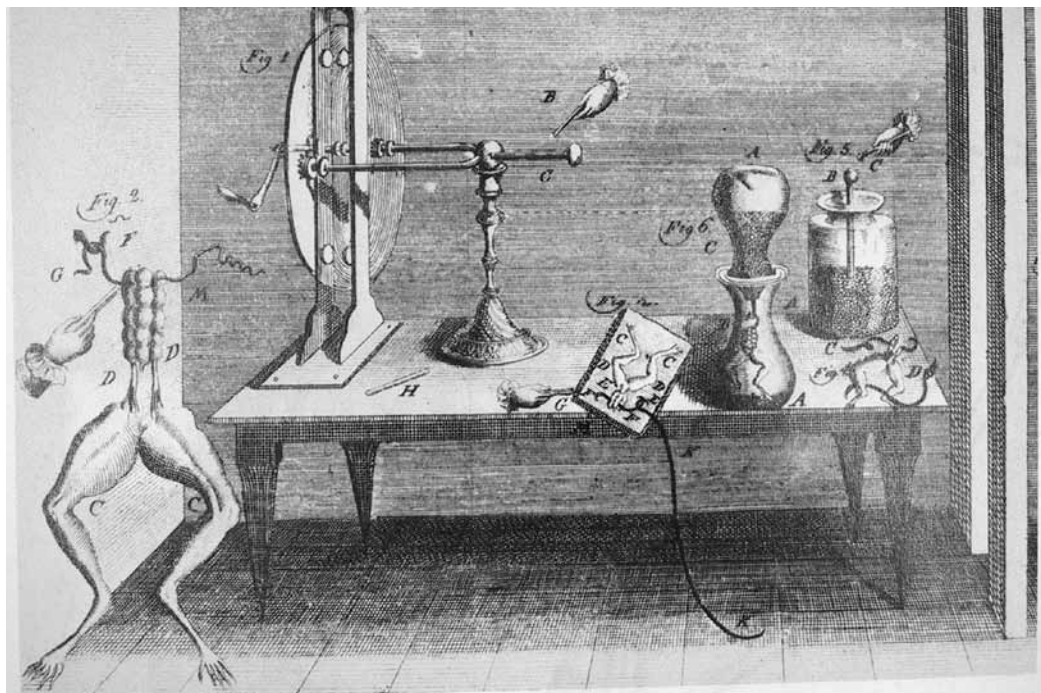


Fig. 07: Galvani’s observation (1793): If a frog’s legs is hung from an iron frame with a copper wire, then the muscle spasms when the other end of the leg touches the iron. In the background is an electrostatic generator. / Teichmann 1996 /

The experiment with the soldiers as biological sensors presents objective evidence as to the effect of high voltage. This reaction does not involve self-suggestion, an argument that is often brought forth by skeptics. Presumably, all the soldiers felt something **simultaneously** and responded spontaneously.

Luigi Galvani's experiments with frogs' legs show, just as objectively, that electric voltage can act upon nerves and can lead to muscle irritation (Fig. 07).

With this step, the cornerstone of electromedicine was laid. If the stimulator for Galvani was direct current, then with the induction apparatus (Fig. 08) alternating current comes into effect. From these beginnings, powerful modern medical technology has been developed which can affect the human body with electrical voltages, electrical currents (AC and DC) and constant or alternating magnetic fields. This includes on the one hand measuring heart flows (ECG), brain waves (EEG), imaging techniques such as ultrasound and magnetic resonance, etc., and on the other the active intervention in bodily functions using pacemakers, electric stimulation therapy, defibrillators, etc.

However, attention to the proper dose is very important. This is demonstrated not only by accidents with electric current but also the experience with electric smog.

Measuring devices

Three important observations based on the experiences with electricity and magnetism led to the construction of measuring devices.

- **Voltage:** Objects with the same charges repel each other; those with different charges attract. The occurring force is proportional to the voltage and can be measured by mechanical means. For example, two thin wires dangling side by side will veer away from each other (electrometer, Fig. 09, similar to the individual hairs in Fig. 5) / Fricke 2011 // Balck 10 /
- **Electrical current:** The magnetic field around a conductor affects a compass needle (Fig. 10).
- **Electric charge:** The deposition of metals from aqueous solutions by means of electric current (electroplating) can be determined quantitatively using a scale.



Fig. 08: Induction coil (alternator) from the 19th century, built among others reasons for medical purposes by the Dr. Stöhrer Company in Leipzig. The horseshoe magnet consists of seven layers of forged iron. / Balck 2011 /




Figure 09:. Electrometer, Electroscop Exner, 1900. Two thin metal flakes to the left and right of the center of the electrode are deflected outward when a voltage is applied. The electric voltage can be determined from their position and the spacing of the outer movable electrodes. / Balck 2001 /

Ever since the age of electronics began, the operating principles are not immediately apparent in the measuring instruments. Today, digital multi-meters which can also determine other electrical quantities such as voltage, current and resistance are available for around 50 Euros. The user loses touch with the physical parameters, because it is assumed that the technique shows the “correct“ values.

What would have happened if the observations of specially-skilled people had prevailed in the scientific circles at that time?

Electric voltages, electric currents or magnetic fields cannot be perceived by the naked eye (or with historical cameras), but there are sensitive people who feel their effects, or “see“ them. / Balck (1) /

Acting as biological sensors, these sensitive persons could have provided similar or perhaps even better starting material for the development of a comprehensive theory of electromagnetism than the measuring devices. This could perhaps also explain the way electromagnetic pollution affects people.




Fig. 10: Compass needle and wire coil. Determination of the magnetic field of the electric current in the coil compared with the earth's magnetic field (the precursor to moving coil instrument). To conduct a measurement, the device aligns with the arrow pointing north. / Balck 2001 /



Fig. 11: Sketch: reddish and bluish structures around a horseshoe magnet. According to the information from / Reichenbach 1862 / Page 79 „...the large fine iris is similarly located on each of the two magnetic poles, on the one wrapped in a reddish mist, on the other penetrated and embraced in a bluish haze.“

Reichenbach

In his many years of research with sensitive persons, Baron Karl von Reichenbach discovered around 1850, that his subjects could perceive “light phenomena“ at the poles of a horseshoe magnet after staying in a dark room for a few hours . At one pole it was seen as reddish, at the other pole bluish (Fig. 11).

/ Reichenbach 1849-1867 // Balck09 /

About 50 years later, Floris Jansen took up Reichenbach's ideas in the Netherlands.

/ Jansen 1907 /, / Nahm 2012 /

In order to carry out the experiment objectively, he used a randomly switched electromagnet




Fig. 12: Solenoid frames 1875

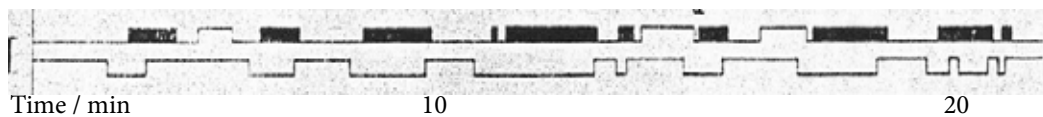


Fig. 13: “Seeing“ light phenomena in electromagnets; experiments with a randomly switched electromagnet and several people recording curves along a timeline: lower curve: magnet off (signal above), magnetic on (signal below) upper curve: structures “seen“ and key pressed (signal above) / Jansen 1907 /



Fig. 14: Compass and slightly magnetized pocket knife. “Visible“ structure are perceived emanating from the ends of the knife by some people.

(such as in Fig. 12). In a dark room, the subjects signaled by pressing a button when they perceived structures over the magnet. One of the subjects was able to synchronously register when the current was switched on and off (Fig. 13). Thus Reichenbach's attempt was confirmed by an independent experiment.

In 2013, Reichenbach's experiment could even be successfully reproduced in bright lamplight. (Fig. 14) / Balck (2a) / A pocket knife is easily magnetized, with the south pole on the left and the north pole on the right. Under **normal incandescent lighting**, the test person G.R. could perceive both color phenomena at the magnet's poles: **red** at the north pole and **blue** at the south.

She described the effects by moving her hand in a helical motion from the north pole of the magnet in the axial direction to a distance of half a meter.

The author knows several people who can also „see“ the structures and other individuals who can perceive them with their hands and can sense the range of the structures.

What is a magnetic field?

There is no adequate answer to this extremely important question. Our textbook knowledge can neither explain the paradox discovered by Faraday / Balck (7) / nor the experiments of Reichenbach. Usually "magnetic field lines" are made visible with iron filings (Fig. 15). If you look to the pole of a bar magnet, which rotates about its longitudinal axis, what happens then? Do the field lines turn with it? Here is a great need for further research. See our test results with rotary magnets. / Balck (2b) /




Fig. 15: View of the pole of a permanent magnet. The magnetic field lines are visualized with iron filings.

Korschelt

Oskar Korschelt dealt with the subject of „ether radiation“ and also developed devices for the therapeutic treatment of people.

(Fig. 16) Pat. No. DRP 69340, 14/07/1891

An apparatus for therapeutic purposes without specific or deliberate suggestion.

Significant components of this devices were made of metal wires which were formed into rings or coils and then intertwined (Fig. 17 and 18). **Direction of wire pull and deformation** likely played an important role. He exploited the natural direction of rotation of the "ether vortex" in order to enhance it in a predetermined direction through a clever arrangement of the elements. **

/ Korschelt 1892 / Page 4 (quote at the end)

We have recreated some of the metal objects and can confirm that they produce highly perceivable effects.

Over one hundred years ago, Korschelt had already documented observations about electric smog in trams. ***

/ Korschelt 1892 / Page 281 (quote at the end)

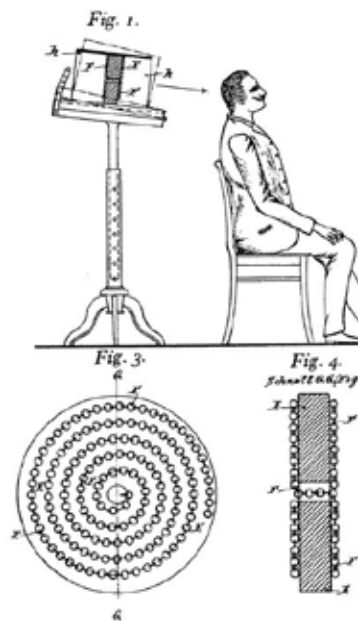


Fig. 16: Ether jet apparatus of Korschelt, Patent DRP 69340th



Fig. 17: Replica of the chain of copper wire



Fig. 18: Another construction, replica with copper wire, different twisting rotational directions / Korschelt 1892 / Pg. 167

Experiments with a toroidal coil

Electromagnetic pollution in the laboratory: the following example with a specially-wound coil of copper wire confirms that the design in conjunction with the smallest electric current can cause a reaction in people. / Balck (3) /

First, the wire is wound around a thin core to form a coil with 30, 60 or 120 turns and is then shaped into a circular arc (Fig. 18). When the toroid is placed about one meter high with the axis horizontal and a small direct current of a few nano-amperes is applied, then a wide area of perceivable structures is generated around the coil. (Fig. 20). They are found along both the front and the back of the axis in a regular pattern. The impact of the coil even goes through concrete walls. The regular arrangement of the stripes was examined, paying particular attention to the influence of two of the parameters, number of turns and current, on the length of the period.

It was found, from a series of several experiments, that the area between the periodic stripes depends on the number of turns and on the current intensity and that it is inversely proportional to the product of the two. / Balck 2012 /

The amazing result showed that even with extremely small direct currents large-scale structures exist. With strong currents - as they flow frequently in technical devices - the individual elements of structures likely merge and are therefore no longer individually perceivable.

Acute sensitivity makes some people far superior to measuring devices. The magnetic field produced by the coil is many orders of magnitude smaller than the Earth's magnetic field. If we still perceive the structures, there must be a previously overlooked (non-electromagnetic?) acting property.



Fig. 19: Copper wire toroidal coil



Fig. 20a and b. Schematic layout of the pattern for a current-carrying toroidal coil (30 nA current on the left, 100 nA on the right)




Fig. 21: Toroid with 75 nA



Fig. 22: In the corridor laid out with wooden rods, the structures were observed and marked with colored meter rods.

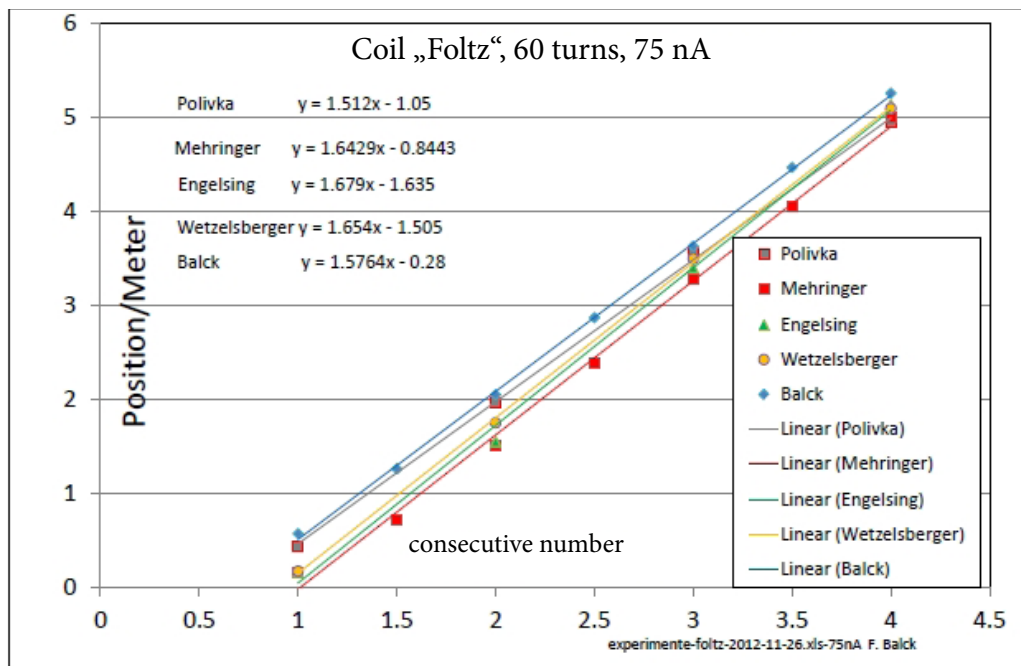


Fig. 23: Structures laid out by five independent observers for a toroid with 75 nA direct current applied. The structures are numbered consecutively. The slope of the five best-fit lines show a periodic distance of approximately 1.6 m for the markings. The observers of the two upper curves (red and blue) found twice as many elements. The different curve origins on the y-axis result from non-uniform positions of the individual physical sensors or from temporally mobile structures.

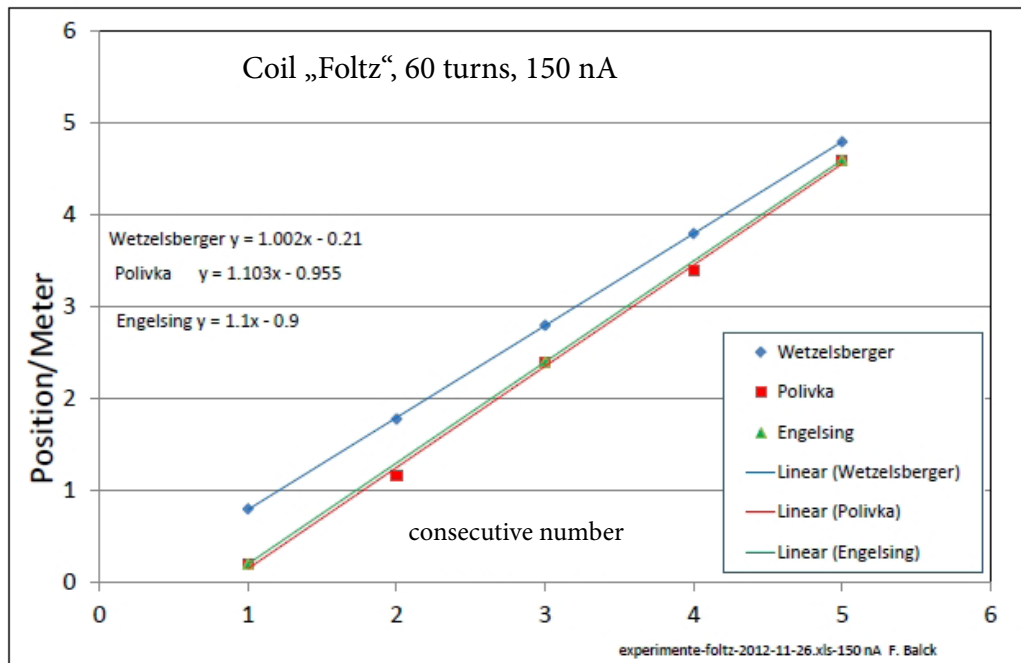


Fig. 24: Structures perceived by three observers for 150 nA running through the toroidal coil. The period of the structure was about 1.0 meters.

To exclude the possibility of the subjective sensation of the observer, there was a repetition of an experiment with five sensitive individuals under the critical eye of a skeptical physicist.

/ Balck 04 /

The company Schwille located north of Munich had sufficient space in their laboratory to install a toroid and mark the observations within an corridor of wooden rods on the floor.

(Fig. 21 and Fig. 22).

One after the other, the observers were given the task of looking at the structures in the corridor and marking them with colored yard stick. After the positions had been determined, they were recorded and the markers removed. Of the five sensitive people (dowsers), three had never dealt with a toroidal coil before.

There were two run-throughs with different currents. Graphical analysis of the determined positions (Fig. 23 and Fig. 24) confirmed that

- there are periodic structures and
- that the period depends on the current intensity.
- Five sensitive people found nearly the same periodicities which would excludes the possibility of auto-suggestion.

The selected test procedure, namely to determine of positions and not the presence or absence of structures by switching the stream on or off, had a distinct advantage: Temporal (periodic?) fluctuations in the observable intensity of the structures can only slightly disturb the test sequence. As was shown in another experiment, the structures are actually not constant over time. The two-dimensional stripes marked on the floor are only a crude representation of a three-dimensional structure, which could consist of several different (also slowly rotating) elements.

„Seeing“ electrical power

Oersted and Faraday discovered long ago that every current-carrying conductor is surrounded by a magnetic field. Our experiments show that there are other effects. / Balck 05 /

A simple varnished copper wire 1 mm in diameter was hung vertically and few microamps of direct current applied (Fig. 25a). In front of the video camera, an observer with „seeing“ abilities traced the resulting bell-shaped structures with his hands (Fig. 25b and Fig. 25c). Additional details could be identified through the temporal analysis of the positions of his hands in the video:

- For very small direct currents, the structures move with some cm/s (Fig. 26).
- The number of elements increased with the amount of current.
- The direction of current flow also determined the direction of the structures.

Furthermore, the material property (e.g., copper or iron) and the surface (coating with paint) also play a role.

The observed rate is many times faster than the extremely slow rate of the charge carriers which were only a few microns per second. The shape of the bell flattens with increasing current (Fig. 27).

Using a periodically-blown smoke tube, which is normally used for the detection of air currents, similar bell-shapes were produced. For this, the tube was intermittently blown with air (Fig. 28 and 29).

Four observers were involved in the experiments. One could “see“ and has described elements similar to the envelopes of standing waves with nodes and antinodes (Fig. 30). The rest could only “sense“ and traced the movement of these “nodes“ with their hands.



Fig. 25 a, b and c. A lacquered copper wire hanging from above with a very weak direct current flowing through it. In front of the video camera, the observer shows with his hands the position of the structures “visible” to him.

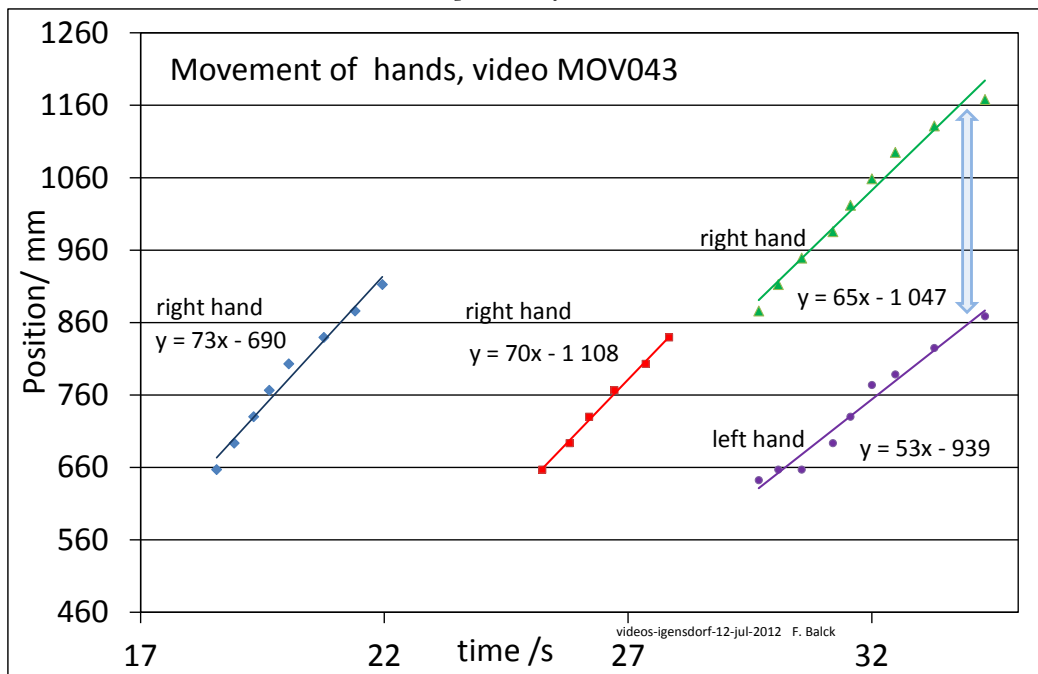


Fig. 26: Structures determined from the observer's hand positions on the video; on the right, motion of both hands simultaneously. Distance about 300 mm (blue arrow), speed about 70 mm / s.

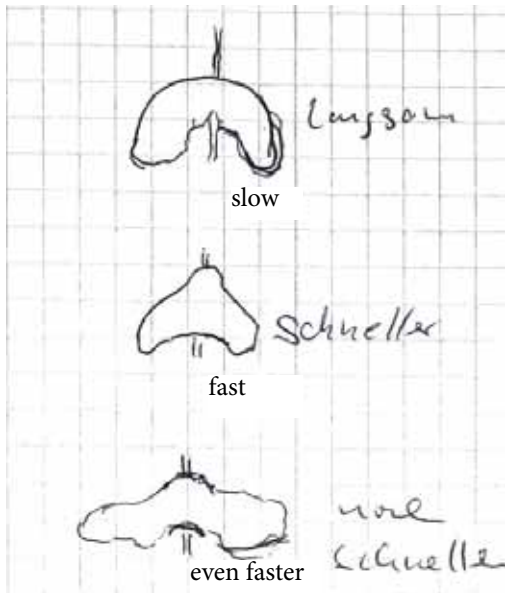


Fig. 27: Outlined by the observer: these bell-shaped structures found along the wire; at higher currents, they become faster and wider.



Fig. 28: Similar structures were produced using a periodically-blown smoke tube usually used to detect air flow.

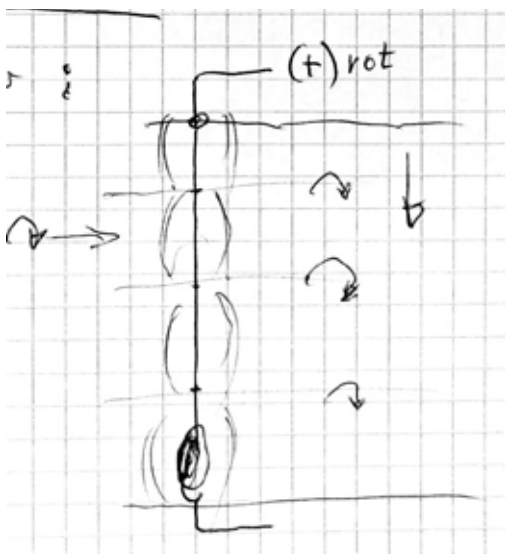


Fig. 30: Another observer has „seen“ these structural forms that slowly move downward.



Fig. 29: The smoke tubes (left) were periodically blown through a hose by a swinging speaker cone (center). The frequency was adjustable.

Obviously, the structures consist of several objects, so that the sensitive people, depending on their ability, would describe different impressions. (The story of some blind men at an elephant: one feels the trunk, the other an ear and the next the legs. No one person has the complete picture.)

As demonstrated by other experiments, perceivable objects often surround a linearly-flowing current in the form of succession of toroids running counter to the flow direction. This is observed, for example, in a stream flowing under a bridge.

The significance of experiments for our physical world view

It took several centuries to develop a generally-accepted theory of electricity and magnetism from the first observations of static electricity and a bird's feather by Otto von Guericke to the subsequent experiments by, for example, Galvani, Oersted and Ampere. This theory could explain a large part of the experiments. It could be worked with. Even when mathematical equations were subsequently available (as Maxwell's equations), there was little interest in questioning the principles of this theory.

A very important question is not answered. When he observed static electricity, Dufay acted on the assumption that two kinds of electricity exist. Who can confirm that the term electron now used for everything is not representative of several particles. Static electricity with glass or resin, electrochemical voltages (Galvani), thermal EMF, electromagnetic induction, etc., do not necessarily contain the same type of charge carrier just because the instruments measuring them have the same needle deflection.

When a wind generator rotates, we know that the drive is related to the air flow. However, hypothetically, the effect could be different for the main components of air, such as nitrogen and oxygen. Similarly, there could be a difference between permanent magnets of different material composition or electromagnets. A device that measures the

magnetic field can not answer this question but sensitive people perhaps could.

Reichenbach presented his experiments with „visible“ phenomena on magnetic poles to the physicist Poggendorf and his colleagues in Berlin. Poggendorf, as editor of the journal *Annals of Physics and Chemistry*, published the first section of Reichenbach's report in 1861, but the other three chapters were not released. Reichenbach wrote a comment about it / Reichenbach 1862 /:

“In March, the first essay in the 112th Band, pg. 459 was published, under the inscription: “To the intensity of light phenomena“. To my surprise, however, the following essays were never released. In Berlin, I then later found out that the three other essays were never published because the first section aroused much displeasure among Berlin physicists. It was said, that if I would condescend to presenting my experiments to the Berlin professors with good results, the publication of my article could be taken up again.“

Reichenbach was in Berlin and did his demonstrations, however, received no attention.

Likewise confirmation of the Reichenbach experiments by Jansen in 1907 as well as the experiments and experiences by Korschelt have not been accepted. / Balck (8) / Indeed, even today no one has taken the trouble or has been afraid to change the beautiful theory. „The present model is so neat, powerful, and comfortable that many people feel it would be a shame to have to disturb it.“ / Tiller 1999 /

Meanwhile, the scientific community has become so accustomed to the reliability of measuring instruments that observations such as those in the 17th and 18th century hold no meaning, even though the experiments with sensitive persons were carried out following strict (scientific) standards. If multiple observers come to the same results, then it can not be the result of auto-suggestion.

The requirement of Max Planck that „the experiment must - when correctly and critically carried out by any skilled person - result in the same conclusions at any time and at any location“ can not comply with the giant accelerators such as CERN in Geneva. Only one such construction exists in the world. These experiments are so complex that one single person can not fully understand them.

However, (Fig. 14) it was possible to repeat the Reichenbach experiment described above with the magnetized penknife using very few resources. Assuming that the „seeing“ sensitive person had not memorized Reichenbach's formulations - what can be assumed in this case - his conclusions were independently confirmed through a reproduction of the observations. In order to convince skeptics, the direction of magnetization in the test could be changed randomly. The colors on the poles would have to be properly identified. But even then, our world view would not change.

Even the experiment with the toroidal coil (Fig. 21), which can be verified using radiesthetic methods, shows that such a current-carrying coil produces structures that can not be explained using the previous school of thought for physics.

In order to expand the existing theory, tests using „seeing“ observers are extremely useful because they can describe the given situation (from their personal point of view) immediately without tedious scanning. This can be carried out with simple means by videotaping the observations of the experiment with the flowing current (Fig. 24). However, one observer alone can detect only part of the complex three-dimensional structures.

Thanks to the global information transfer made possible through the internet, there is an increased chance for the rediscovery and spread of long forgotten research. The works of Reichenbach are now digitally available in major search engines (PDF).

Another example of oppressed scientific observations is the research of René Blondlot from Nancy / Jörgensen 1990 /. Blondlot was a renowned physicist at the time when X-rays were discovered by Konrad Röntgen (1895) and radioactive radiation by Henry Becquerel (1896). In his experiments with X-rays and dischargers / Blondlot 1902 /, Blondlot observed another type of radiation, which he called Nancy rays (N-rays) / Blondlot 1903 /.

They were detected photographically due to their effect on the light of electric spark gaps. / Blondlot 1904 (2) / Using the sophisticated methods of classical optics, he also detected the wave property of N-rays by determining their refractive index for aluminum and their wavelength with two independent methods.

/ Blondlot 1904 (1) /

However, the study of N-rays ended abruptly in 1904, when he was insidiously tricked by the American physicist R. Wood while his working methods were being reviewed

/ Jörgensen 1990 /.

During the ongoing experiment in the darkroom, Wood - without telling anyone - removed an important element (a prism) from the beam path. Because Blondlot was looking for very narrow stripes of light on the phosphor screen in the dark and determined measurements even without the prism, they accused him that **all** of his attempts were the result of auto-suggestion. Therefore, the other results such as the photographic evidence were no longer acceptable. Even today, the trials using N-rays are **the** classic example of auto-suggestion.

The fact that in 1906, four observers repeated one of the simpler experiments with a prism spectrometer and came to similar conclusions has not led to the resumption of research on N-rays. / Mascart 1906 /

First experiments using radiesthetic methods based on Blondlot's experimental specifications began in April 2016. / Balck (6) / The result is noteworthy. Some of the structures determined by Blondlot with a luminescent screen in the

dark were also reproduced by sense or „sight“. The Auer lamp (gas lamp mantle) or Nernst lamp (incandescent oxide ceramic) used by Blondlot at the time can be replaced by a camping gas lamp, a candle, a halogen lamp or LED. All of these sources produce similar structures.

The existence of N-radiation may provide an explanation for the increased occurrence of hitherto unexplained cases of leukemia near nuclear power plants. /Balck 11 / It is clear that there are influences in addition to just measurable ionizing radiation (α β γ , etc.).

Conclusion

Radiesthetic methods with sensitive persons expand our experimental capabilities and sharpen the senses to another view of the physical world. They can also serve as an early warning of the subtle effects of new technologies.

Biological sensors are important in the development of cosmetics or drugs when new substances are tested on animals. However, scientists and engineers who develop new techniques do not commonly utilize biological sensors.

The „electric smog“ emanating from a toroidal coil at an extremely low power was unmeasurable but noticeable (Fig. 19). It is therefore necessary to consider how humans are affected by technology such as photovoltaics, mobile communications, new lighting technology (LED) and electric transportation, electrical engineering or electronics. As long as there are no measuring devices to answer these questions, there is a dependence on biological sensors.

In the beginning, the effects of X-rays and radioactivity could not be overlooked. In 1897, F. O. Giesel reported in a letter that his nine-year-old son had gone bald due to the experiments with X-rays. / Fricke 2001 / Page 69

Today, we must live with the dire consequences that have resulted from nuclear technology. Whole areas of the earth have been rendered uninhabitable. Not quite as dramatic but the increasing effects of electric smog are unstoppable. Unlike the long-lasting effects of nuclear technology, it could be possible to turn off or reduce the causes of electromagnetic pollution. Sensitive people can perceive it and avoid the places if necessary or change devices. / Balck 2014 /

Up until now, the interaction between electromagnetic waves and other matter is not known.

As long as legislators hide behind the statement of some scientists, that the amount of electromagnetic radiation under the existing threshold is not sufficient to thermally alter biological tissue, nothing will change. As everyone knows, a leaky faucet in a hotel room can result in poor sleep just as much as the building vibrations caused by trucks or a subway line nearby. The extremely low mechanical power of the drop can not run any hydroelectric equipment. This does not explain the sleep disturbance. The periodic sequence of water drops can affect people when it is in the range of brain frequencies. Wireless frequencies, often synchronized to 9 Hz, could interact with similar frequencies in the brain and provide a reason for their perceptible influences.

Those who reject the presented observations and test procedures as unscientific, because they may perhaps not be explained using textbook knowledge, would also deny the effect of electromagnetic pollution on people and claim that the symptoms are a result of auto-suggestion.

We could create a healthier environment if the perceptions of sensitive people were used as the basis for further research. These monitoring possibilities are necessary to develop new measuring devices.

Thanks to the Geobiology Research Group Dr. Hartmann, registered society, for the financial support. www.geobiologie.de.

Prof. Dr. Friedrich H. Balck
Siebensternweg 2
38678 Clausthal-Zellerfeld

www.biosensor-physik.de
21.05.2016

Korschelt knew from his many experiments that the simple technique of bent wires had a noticeable effect.

** / Korschelt 1892 / Page 4

“If we imagine a bundle of parallel straight copper wires, the same distance from each other, and placed parallel to the sun’s rays, but not necessarily irradiated directly by them, a conical outwardly-widening stream of particles of ether flows mainly from the lower end of the wires. Ether particles rotating around each wire leave the end in the tangential direction, thus forming a cone whose point is located in the end of the wire. As a result, the ether particles leaving all the wires form a truncated downward-widening cone.”

Electromagnetic pollution is noticeable. Korschelt presented constructive recommendations to remedy the situation. He was familiar with the effect of materials.

** */ Korschelt 1892 / Page 281

*“The electric tram dynamos as ether-ejectors. When I travel in an electric tram car in Halle, I quickly experience very unpleasant sensations. First, I feel a strange, cool pain in my legs, then queasiness in the solar plexus, and finally a feeling in the head, a sort of numbing that continues for up to an hour after having left the car. When a car passes in front of me on the street, I can feel the cool breeze push ahead of and pull behind it. Afterwards, I have a weak unilateral headache on the side of the head that was nearest the car. When I asked others who frequently use the electric tram in Halle, they knew nothing about it, but they immediately made the same observation - all individuals because the effect is quite strong - and marveled that they had not noticed it before. The equipment of the electric trams are ether-ejectors that radiate the particles in a strange and irregular manner and therefore has an uncomfortable effect. The rotational movement acting on the ether particles, makes it most similar to beam rods. **Porous materials, such as cotton, hinder the penetration of ether particles best.** It would therefore make sense to wrap the dynamos of electric trams in cotton blankets to protect the passengers from their dizzying influence and transfer the harmful effects outside. Alternators have a noticeable, but much weaker and not nearly as unpleasant ether emission.”*

Literatur

- F. Balck (1) <http://www.biosensor-physik.de/biosensor/pyhrn-2016-mind-matter-02.pdf>
Mind and Matter, extended perception: „see“, feel pages 5 to 9
- F. Balck (2) <http://www.biosensor-physik.de/biosensor/freie-energie.pdf>
Wo könnte die Freie Energie versteckt sein? Eigene Experimente zu Strukturen unsichtbarer Materie
Where could the free energy be hidden? Own experiments into structures of invisible matter
2a) Magnetic penknives (page 21)
2b) Rotating magnets (pages 60-66)
- F. Balck (3) <http://www.biosensor-physik.de/biosensor/physik-neu-006.htm#physik-neu-06-1>
Experiments with toroidal coils
- F. Balck (4) <http://www.biosensor-physik.de/biosensor/toroidspule-test>
Blind test with toroidal coil and several observers
- F. Balck (5) <http://www.biosensor-physik.de/biosensor/strom-sehen-002.htm#kapitel-02>
Visible structures to current conductor
- F. Balck (6) <http://www.biosensor-physik.de/biosensor/n-strahlung.htm>
N-radiation, Blondlot 1903
- F. Balck (7) <http://www.biosensor-physik.de/biosensor/felder.htm#kapitel-04-07-03>
Electrometer, measuring devices for voltage measurement in 1900
- F. Balck (8) <http://www.biosensor-physik.de/biosensor/physikalisches-vakuum-leer-02.pdf>
Is the physical vacuum really empty? Own experiments into structures invisible matter,
Reichenbach, forgotten experiments (pages 15-19)
- F. Balck (9) <http://www.biosensor-physik.de/biosensor/reichenbach-berlin-professoren.htm>
Reichenbach, discussion with Berlin professors 1862
<http://www.biosensor-physik.de/biosensor/reichenbach.htm>
Reichenbach odic Lohe and other books
<http://www.biosensor-physik.de/biosensor/reichenbach-annalen-1861.htm>
- F. Balck (10) <http://www.biosensor-physik.de/biosensor/felder.htm#kapitel-08>
Fields, electrical measuring instruments
- F. Balck (11) <http://www.biosensor-physik.de/biosensor/kruemmel.htm>
Neighborhood adjacent to a nuclear power plant, unexplained increase in leukemia cases.
- F. Balck, *Historische Geräte der Experimentellen Physik, Historical Devices in Experimental Physics*,
Papierflieger Clausthal, (2001), ISBN 3-89720-466-5
- F. Balck, *Innovative physikalische Experimente zu spürbaren Effekten - Einblick in Eigenschaften und Strukturen der unsichtbaren Materie?*
Innovative physics experiments to show tangible effects - look at the characteristics and structures of the invisible matter?
Internationaler Arbeitskreis für Geobiologie, XII. Kongress in Fulda (2012), ISBN 3-9804228-9-5
http://www.gbv.de/dms/clausthal/E_BOOKS/2012/2012EB1225.pdf
- F. Balck, G. Engelsing, *Radiästhetische Beobachtungen bei technischen Geräten- Praktische Erfahrungen und Anwendungen.*
Radiesthetic observations with technical equipment- Practical experiences and applications
Wetter-Boden-Mensch, Zeitschrift für Geobiologie 4 (2014), S. 4 -16
<http://www.biosensor-physik.de/biosensor/wbm-seminar-odenwald-2014-03-low.pdf>
- R. Blondlot, *Action des rayons X sur de très petites étincelle électriques* Comptes rendues de L'Académie de Sciences, Séance du 30 Juin (1902) 1559-1560
- R. Blondlot, *Sur l'existence, dans les radiations émises par un bec Auer de rayons traversant les métaux, le bois, etc.* Comptes rendues de L'Académie de Sciences, Séance du 11 Mai (1903) 1120-1123
- R. Blondlot (1), *Sur la dispersion des rayons N et sur leur longueur d'onde.* Comptes rendues de L'Académie de Sciences, Séance du 18 Janvier (1904) 125-129
- R. Blondlot (2), *Enregistrement, au moyen de la photographie, de l'action produite par les rayons N sur une petite étincelle électrique* Comptes rendues de L'Académie de Sciences,

- Séance du 22 Février (1904) 453-456 and appendix
- R. Blondlot (3) *Sur une nouvelle espèce de rayons N*. Comptes rendues de L'Académie de Sciences, Séance du 29 Février (1904) 545-547
- R. Blondlot (4) *Particularités que présente l'action exercée par les rayons N sur une surface faiblement éclairée*. Comptes rendues de L'Académie de Sciences, Séance du 29 Février (1904) 547-548
- R.G.A. Fricke, *Friedrich Oskar Giesel, Pionier der Radioaktivitätsforschung, Opfer seiner Wissenschaft, Friedrich Oskar Giesel, pioneer of radioactivity research, victim of Science*, (2001) ISBN 3-00-008179-8, AF-Verlag, Wolfenbüttel
- R.G.A. Fricke & Tegetmeyer *1901 – 1958 Instrumente für die Wissenschaft aus Braunschweig* Guenther & Tegetmeyer 1901 - 1958 instruments for science from Braunschweig (2011) ISBN 978-3-00-035204-1, AF-Verlag Wolfenbüttel
- F. Jansen, *Reichenbach onderzoeken*. Driemaandelijksche Verslagen van het Psychophysisch Laboratorium te Amsterdam, 33-39, 123-132 (1907)
- L. Jörgenson, *Ein Überblick über die Grauzone in der Wissenschaft*. An overview of the gray area in science. WDB-Verlag Berlin (1990) ISBN 3-9801452-0-2
- M. Mascart, *Sur les rayons N*. Comptes rendues de L'Académie de Sciences, Séance du 15 Janvier (1906) 122-124
- O. Korschelt, *Die Nutzbarmachung der lebendigen Kraft des Aethers in der Heilkunst, der Landwirtschaft und der Technik*. *Harnessing kinetic energy of the ether in medicine, agriculture and art*. Berlin, Verlag von Lothar Volkmar (1892) <http://www.biosensor-physik.de/biosensor/korschelt-1892-seite-162-197.htm>
- O. Korschelt, *Ein Apparat für therapeutische Zwecke ohne bestimmte oder bewußte Suggestion*. Kaiserliches Patentamt, Deutsche Patenschrift Nr. 69340, 22. Juni (1893) *Apparatus for therapeutic purposes without specific or deliberate suggestion*. Imperial Patent Office, German
- M. Nahm, *The Sorcerer of Cobenzl and His Legacy: The Life of Baron Karl Ludwig von Reichenbach, His Work and Its Aftermath*. Journal of Scientific Exploration, Vol. 26, No. 2, 381-407 (2012)
- K. v. Reichenbach, *Physikalisch-physiologische Untersuchungen über die Dynamide des Magnetismus, der Elektrizität, der Wärme, des Lichtes, der Krystallisation, des Chemismus in ihren Beziehungen zur Lebenskraft*, Braunschweig (1850), *Physico-physiological studies on the Dynamide magnetism, electricity, heat, light, the crystallization, the chemistry in its relations with the vitality*, Braunschweig 2. Aufl. in Band I <http://books.google.de/books?id=MkkyQAAMAAJ>
- K. v. Reichenbach, *Physikalisch-physiologische Untersuchungen über die Dynamide des Magnetismus, der Elektrizität, der Wärme, des Lichtes, der Krystallisation, des Chemismus in ihren Beziehungen zur Lebenskraft*, Vieweg und Sohn, Braunschweig (1849), 2. Aufl. in Band 2, <http://books.google.de/books?id=FZ5SAAAAcAAJ&hl>
- K. v. Reichenbach, *The Vital Force*, (1850) New York, J.S. Redfield <http://books.google.de/books?id=KukRAAAAYAAJ>
- K. v. Reichenbach, *Odische Begebenheiten zu Berlin in den Jahren 1861 und 1862, odic events to Berlin in 1861 and 1862* Schroeder, Berlin (1862) <http://books.google.de/books/?id=031QAAAAcAAJ>
- K. v. Reichenbach, *XI Zur Intensität der Lichterscheinungen, to intensity of light phenomena*, Annalen der Physik und Chemie Bd 112, S. 459 (1861)
- K. v. Reichenbach, *Die odische Lohe und einige Bewegungserscheinungen als neuentdeckte Formen des odischen Prinzips in der Natur. the odic Lohe and some phenomena of motion as newly discovered forms of anodic principle in nature* W. Braumüller, (1867), Wien, <http://books.google.de/books/?id=L5Q5AAAAcAAJ>
- K. Simonyi, *Kulturgeschichte der Physik, von den Anfängen bis heute*, ultural history of physics, from the beginning until today, Verlag Harri Deutsch, Frankfurt (2001) ISBN 3-8171-1651-9
- J. Teichmann, *Elektrizität, electricity* Deutsches Museum München (1996) ISBN 3-924183-66-x
- W.A. Tiller, *Subtle Energies*, Science & Medicine May/June (1999) S. 28-33